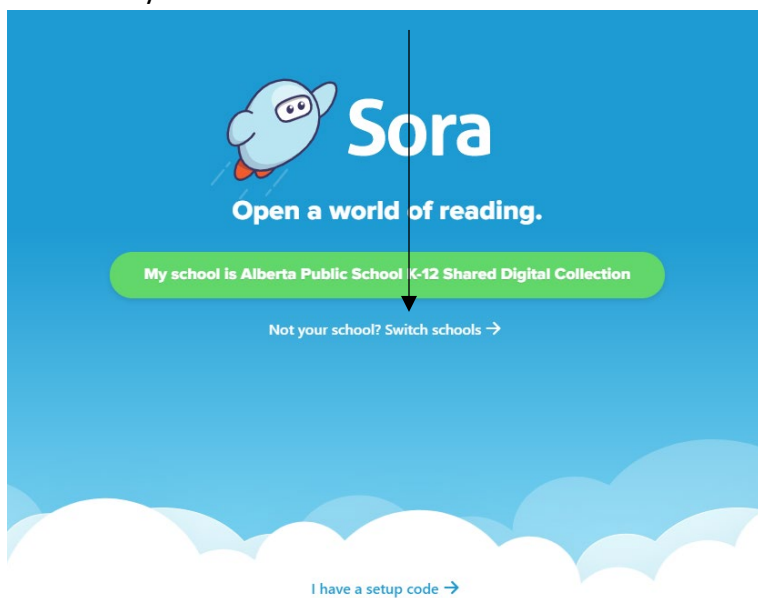
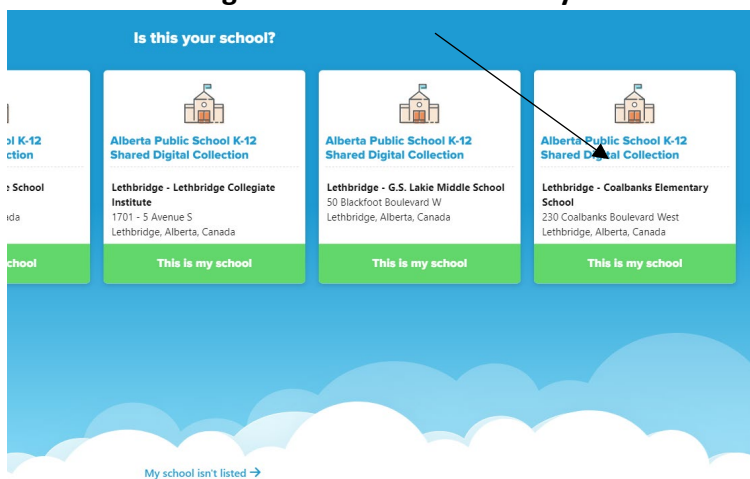


## Sora (Overdrive) E-books and Audiobooks Setup – App

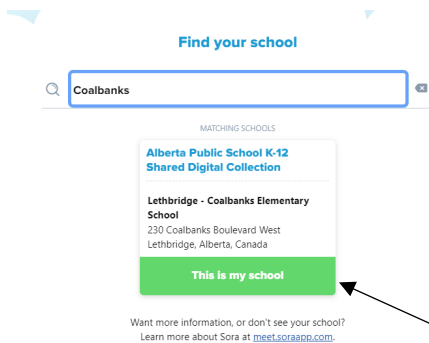
1. Download the Sora app from [Google Play Store](#) for Android or [Apple App Store](#) for iOS.
2. Click “Not your school? Switch schools”



3. Choose **Lethbridge - Coalbanks Elementary School**

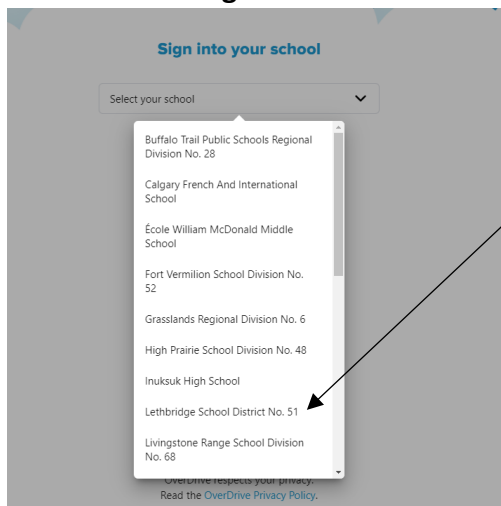


If **Lethbridge - Coalbanks Elementary School** is not an option, click on My school isn't listed and search Coalbanks.



Click on **This is my school**

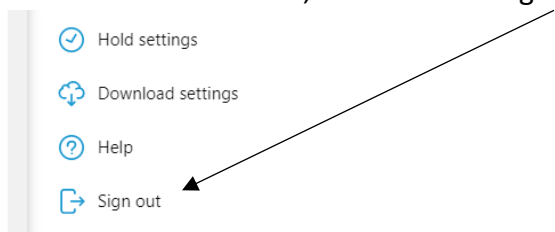
4. Choose **Lethbridge School District No. 51** from the dropdown menu



5. When the "Sora Wants to use "soraapp.com" to Sign in" pop-up box appears, choose "Continue".
6. You will be asked to sign in with your organizational account. This is your (or your child's) district email and password.
7. This will take you to a main screen where you can search or browse for e-books and audiobooks.



9. If you are on a shared device, remember to sign out when you are done.



For help, contact Ms. Rogstad at [marnie.rogstad@lethsd.ab.ca](mailto:marnie.rogstad@lethsd.ab.ca) or 403-394-9076